




**Bring life back into focus**  
Improving vision in dry AMD patients

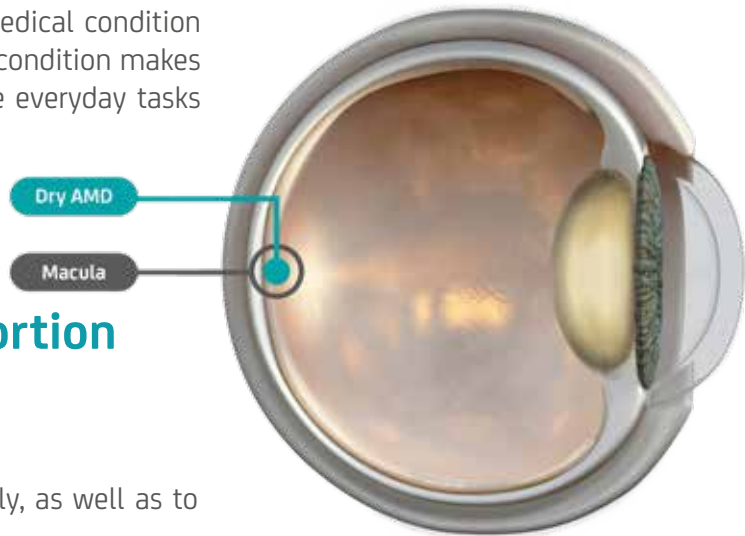
Please read this information carefully and discuss any questions with your eye specialist.

 **SharpView**  
Ophthalmology



## **Dry AMD** is a condition affecting an area at the back of your eye: the macula.

Age-related macular degeneration (AMD) is a medical condition that commonly affects people as they age. This condition makes it difficult to see clearly and may render simple everyday tasks burdensome.



## **The macula is the central portion of the retina that produces the sharpest vision.**

This allows you to see shapes and colours clearly, as well as to read, drive, and see faces.

Dry AMD is characterised by damage to the macula and this results in dark patches or blind spots in your central vision. As you get older, the condition can become worse.



To optimise your vision, your eye specialist may recommend that your natural lens is replaced with an artificial one, specifically designed to provide enhanced vision from the macula. This is a standard cataract extraction procedure, the most commonly performed eye surgery worldwide.

## EyeMax Mono™ A unique optical innovation

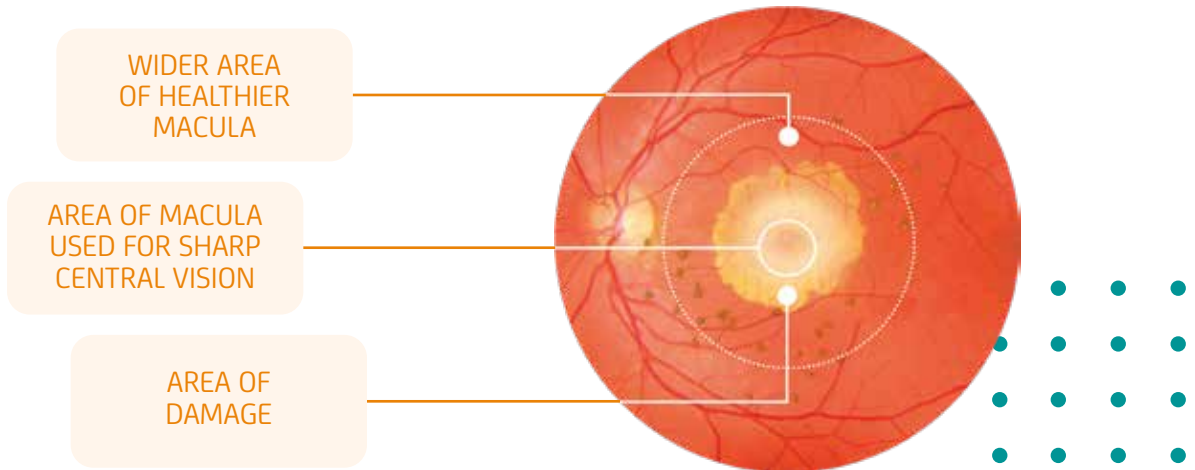
- Sharpens vision and reduces blur
- Improves reading ability
- Has the potential to make everyday tasks more manageable



EyeMax Mono – helping bring life back into focus

# How does EyeMax Mono work?

First, we need to understand what happens when dry AMD affects the macula at the back of your eye.



In dry AMD, dark patches develop in the central area of your macula, and those dark patches are projected in your vision.

Your eye will naturally try to adapt by using other healthier areas of the outer macula. This may help to reduce the dark patches in your vision, but since the sharpest vision is located in the centre of the macula (called the fovea), when your eye uses the outer macula, the vision will be blurred.

# EyeMax Mono improves vision by using the healthier areas of your macula.

The unique design of EyeMax Mono helps you to naturally use the healthier areas of the macula to see more clearly and also enhances image quality. Its optical design can help you read more easily and continue to enjoy everyday life by reducing blurriness and making a sharper image.

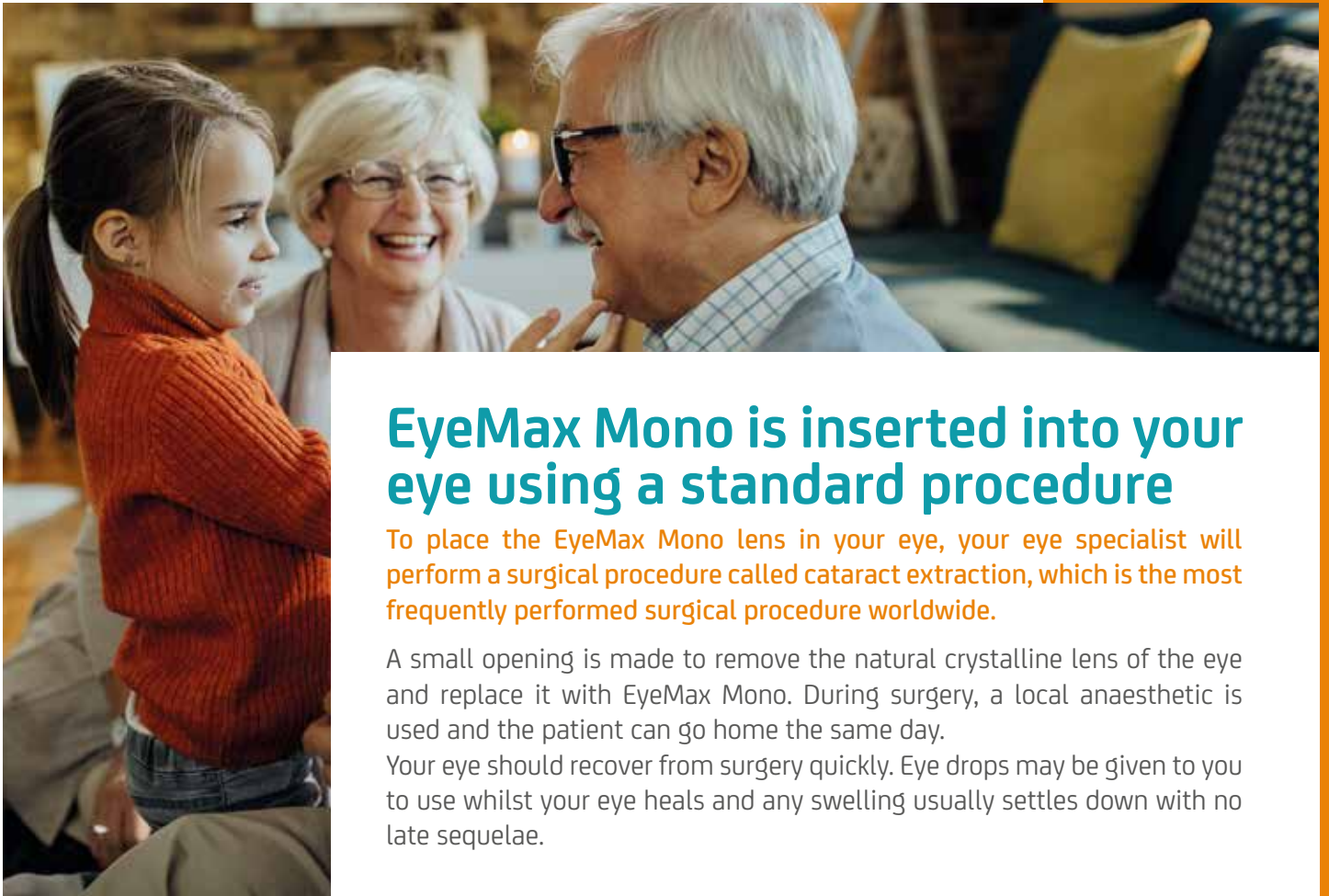


Dry AMD vision\*



After EyeMax Mono  
Implantation\*

\*For illustrative purposes only. Degree of visual impairment and post procedure results will vary.



## EyeMax Mono is inserted into your eye using a standard procedure

To place the EyeMax Mono lens in your eye, your eye specialist will perform a surgical procedure called cataract extraction, which is the most frequently performed surgical procedure worldwide.

A small opening is made to remove the natural crystalline lens of the eye and replace it with EyeMax Mono. During surgery, a local anaesthetic is used and the patient can go home the same day.

Your eye should recover from surgery quickly. Eye drops may be given to you to use whilst your eye heals and any swelling usually settles down with no late sequelae.



## What to expect after the procedure

Like after any cataract extraction, your prescription may change after EyeMax Mono is implanted. Your eye specialist will discuss with you whether it will change and if you will need glasses after the procedure.

---

Patients should be informed that the intraocular lens (IOL) provides improved quality of vision as long as there are healthy areas in the macula. If the macular atrophy progresses and covers most of the macula, the EyeMax Mono benefit will be eroded.

EyeMax Mono does not cure AMD but rather provides AMD patients with the ability to make better use of their remaining healthy macula despite the AMD atrophy.



[info@sharpviewophthalmology.com](mailto:info@sharpviewophthalmology.com)  
[sharpviewophthalmology.com](http://sharpviewophthalmology.com)

Distributed by

**Medilas AG** / Zürcherstrasse 39E / CH-8952 Schlieren  
[www.medilas.ch](http://www.medilas.ch) / [info@medilas.ch](mailto:info@medilas.ch) / +41 44 747 40 00



EyeMax Mono™ is a registered trademark of Sharpview Ophthalmology Limited  
Job Bag number: SHV/EMM/001/a | Date of preparation: Mar 2025

EyeMax Mono is designed to optimise visual outcomes in patients with dry AMD. Please refer to the Instructions For Use. Adverse events should be reported as soon as possible to [eventreporting@sharpviewophthalmology.com](mailto:eventreporting@sharpviewophthalmology.com)