

vitra²



SINGLESPOT
MULTISPOT



 **Quante
medical**
BY LUMIBIRD MEDICAL

532 nm Retinal Photocoagulation

vitra²

QUANTEL MEDICAL,
A BRAND OF
LUMIBIRD MEDICAL



VITRA 2: QUANTEL MEDICAL REINVENTS ITS FLAGSHIP 532 NM GREEN PHOTOCOAGULATOR.

Ergonomic and easy to use, Vitra 2 is based on a new generation of laser cavity with an increased max power level.

Adaptable on Haag Streit type or Zeiss type slit lamps, **it offers a wide array of parameters tailored to the treatments of retinal pathologies.**

■ VITRA 2: SINGLESLOT OR MULTISLOT LASER



SingleSpot Mode:

Characterized by the use of long pulse durations (100-200ms), the SingleSpot treatment mode offers 4 customizable shooting modes for the implementation of thermal treatments such as leaking blood vessels sealing (focal laser photocoagulation):



SINGLE MODE



REPEAT MODE



PAINTING MODE



CONTINUOUS MODE



MultiSpot Mode:

Characterized by the use of short pulse durations (10-20 ms), the MultiSpot treatment mode offers many advantages over conventional photocoagulation in retinal treatments such as panretinal photocoagulation (PRP):

- Less heat diffusion to the retina and choroid, less damage to the retinal nerve fiber layer [1,2]
- Comfortable treatment better tolerated by patients [3]
- Extremely fast treatment (full PRP in 1 session) [4]

The MultiSpot treatment mode can be delivered through 4 customizable patterns for better adaptation to the treatment site:



SQUARE



CIRCLE



TRIPLE
ARCS



SINGLE
SPOT

532 nm Retinal Photocoagulation

■ VITRA 2: TECHNOLOGY

Slit Lamp Adapters:

In order to address the specific needs of each configuration, Vitra 2 slit lamp adapters are available in two versions:

HAAG STREIT TYPE



ZEISS TYPE



Haag Streit type slit lamp adapters:

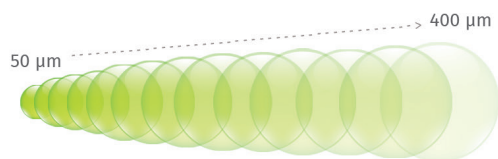
- Removable SingleSpot laser adapter
- Removable MultiSpot laser adapter
- Integrated MultiSpot laser adapter

Zeiss type slit lamp adapters:

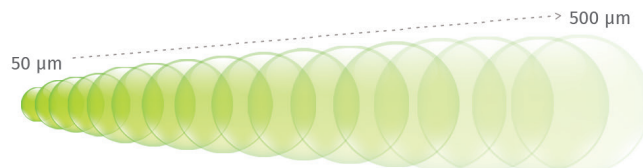
- Removable SingleSpot laser adapter
- Removable MultiSpot laser adapter

• Continuously Variable Spot Size:

MultiSpot Laser Adapter (50 μ m à 400 μ m)



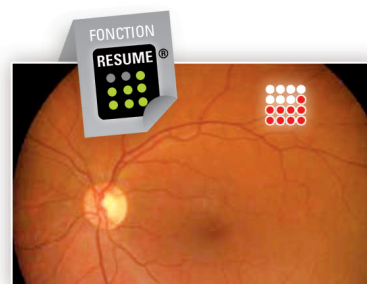
Single Spot Laser Adapter (50 μ m à 500 μ m)



Resume® Fonction:

Vitra 2 features the proprietary Resume® function offering more flexibility to the operator in the implementation of the MultiSpot treatments.


In case of patient motion during the pattern delivery, the laser burst can be interrupted, the operator can reposition the aiming beam and the pattern delivery can be resumed exactly where the treatment was paused (the previous shots are remembered).



■ VITRA 2: ENHANCED SOFTWARE USER INTERFACE

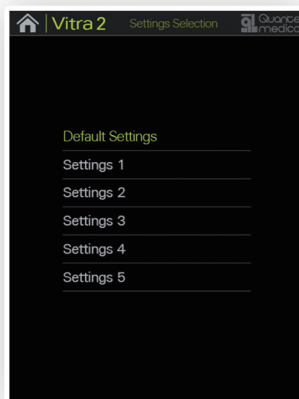
2 Treatment modes:

Vitra 2 provides an intuitive and versatile software user interface simplifying the SingleSpot and MultiSpot laser treatments. Built in a clinically oriented manner, it guides the operator through the laser treatment implementation steps.



Customizable treatment settings:

Vitra 2 provides the flexibility to fully customize the default treatments settings of the SingleSpot and MultiSpot treatment modes. It also offers users the option of saving up to 5 personalized memory settings dedicated to SingleSpot applications (operating theatre).



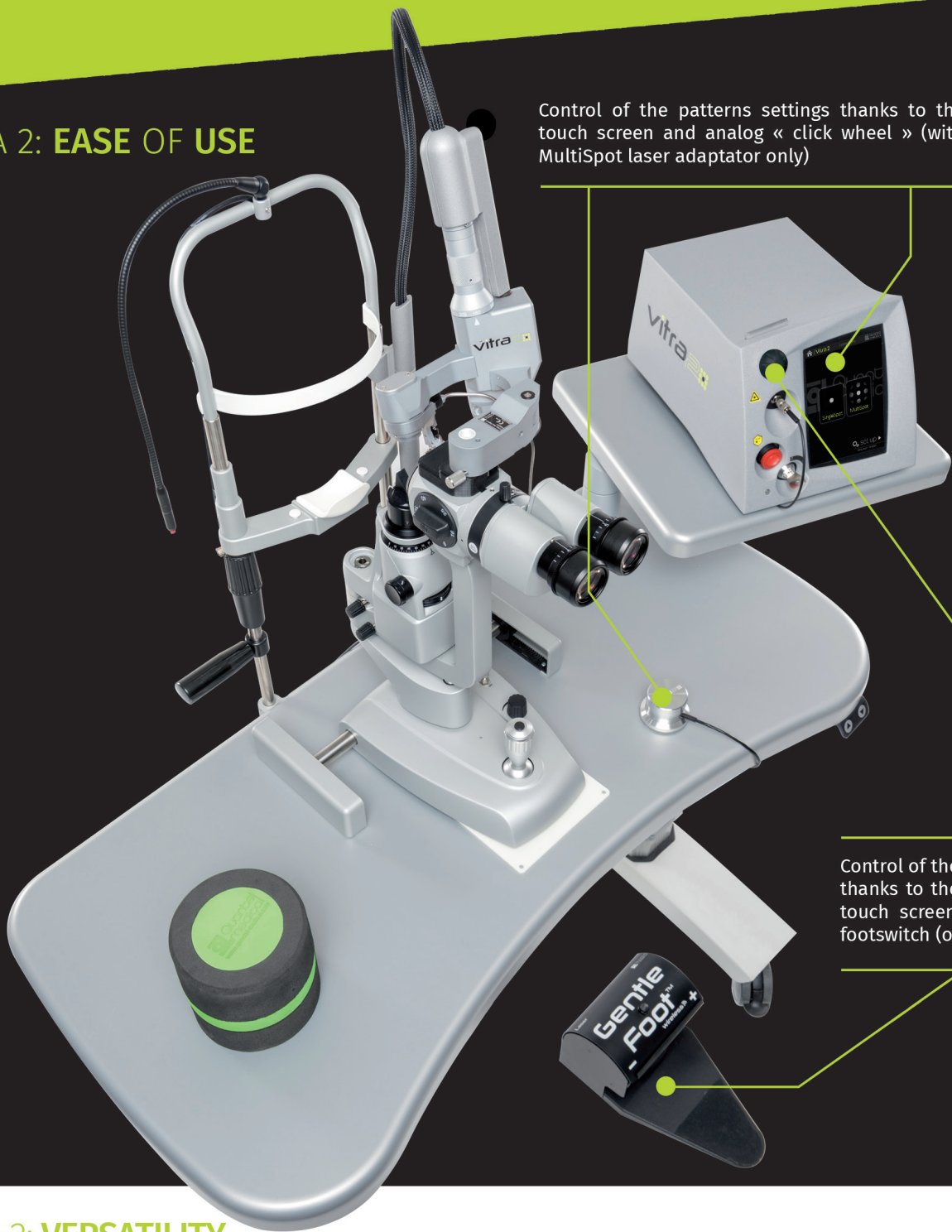
Treatment report:

After treatment, a detailed report can be generated and printed thanks to its optional printer.



■ VITRA 2: EASE OF USE

Control of the patterns settings thanks to the touch screen and analog « click wheel » (with MultiSpot laser adaptor only)



Control of the laser settings thanks to the analog knob, touch screen and wireless footswitch (optional)

■ VITRA 2: VERSATILITY

Laser delivery systems:

OR microscope adapters compatible with:

- Zeiss type
- Leica type



Laser indirect ophthalmoscope:

- Keeler Vantage Plus (external laser adapter)



Laser probes:

- Straight: 20, 23, 25 G
- Curved: 20 G
- Flexible curved: 23, 25 G
- Directional: 23, 25 G





TECHNICAL SPECIFICATIONS

VITRA 2 SPECIFICATIONS

Laser:	Frequency doubled Nd: YAG
Wavelength:	532 nm Green
Maximum power:	1500 mW (at tissue)
Pulse duration:	10 ms to continuous
Repeat interval:	0.1 – 0.2 – 0.3 – 0.4 – 0.5 – 0.6 – 0.7 s
Aiming beam:	635 - 650 nm
Size:	18 (H) x 19.5 (W) x 30 (D) cm 7.1" (H) x 7.7" (W) x 11.8" (D)
Weight:	5.6 kg – 12.3 lbs
Cooling:	By Peltier effect
Power requirements:	100 to 240 VAC, 250 VA, 50/60 Hz

DELIVERY SYSTEM

SINGLE SPOT SLIT LAMP ADAPTERS

Emission modes:	Single, repeat, painting, continuous
Spot size:	50 µm to 500 µm
Slit lamp compatibility:	Quantel Medical slit lamp, Haag Streit BM & BQ and clones, Zeiss 30 SL, 120 SL et 130 SL and clones Lasers: Optimis 2 and Optimis Fusion

MULTISPOT SLIT LAMP ADAPTER

MonoSpot Mode:

Emission modes:	Single, repeat, painting, continuous
Spot size:	50 µm to 400 µm

MultiSpot Mode:

Patterns:	square, circle, triple arcs, single spot
Spot size:	100 µm to 400 µm
Resume® Fonction	

Slit lamp compatibility:	Quantel Medical slit lamp, Haag Streit BM & BQ and clones, CSO SL 9800 Lasers: Optimis 2 and Optimis Fusion
--------------------------	--

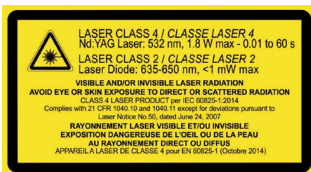
Laser indirect ophthalmoscope: Keeler Vantage Plus (external laser adapter)

Laser probes:	Straight 20,23,25 G Curved 20 G Flexible curved 23,25 G Directional 23,25 G
---------------	--

OR microscope adapters: Zeiss type, Leica type

Specifications are subject to change without notice. Non contractual pictures.
©2020. Vitra 2® and Resume Function® are registered trademarks of Quantel Medical and Lumibird Medical. All rights reserved.

- 1- Jain A, Blumenkranz MS, Paulus Y et al. Effect of pulse duration on size and character of the lesion in retinal photocoagulation. Arch Ophthalmol. 2008; 126:78-85.
- 2- Yi-Ryeung Park, Donghyun Jee. Changes in Peripapillary Retinal Nerve Fiber Layer Thickness after Pattern Scanning Laser Photocoagulation in Patients with Diabetic Retinopathy. Korean J Ophthalmol 2014;28(3):220-225.
- 3- Hussaini S Al, Dodson PM and Gibson JM. Pain response and follow-up of patients undergoing panretinal laser photocoagulation with reduced exposure times. Eye. 2008; 22, 96-99
- 4- Muqit MM, Marcellino GR, Henson DB et al. Single-Session vs Multiple-Session Pattern Scanning Laser



Manufacturer
Quantel Medical
1 Rue du Bois Joli – CS40015
63808 Cournon d'Auvergne – FRANCE
Tel.: +33 (0)4 73 745 745
Email: contact@lumibirdmedical.com
ISO 13485 : 2016

Headquarters
Lumibird Medical
1 Rue du Bois Joli – CS40015
63808 Cournon d'Auvergne – FRANCE
Tel.: +33 (0)4 73 745 745



www.lumibirdmedical.com